

Welcome!

Entry Task:

1. Look at the word puzzles below
2. See if you can figure out what they mean
3. We will share out shortly!

M
R
A
W

Me Just You

Working
TIME

UNDERSTANDING HOW I WORK & LEARN

Naviance Student

Your High School & Beyond Plan

Your **High School & Beyond Plan** is a graduation requirement.

Shows up on your official transcript as **MET**

```
***** ADDITIONAL STATE REQUIREMENTS *****
HIGH SCHOOL & BEYOND PLAN                      NOT MET
WASHINGTON STATE HISTORY                      MET
*****
GRADUATION PATHWAY                             NOT MET
```

```
***** ADDITIONAL STATE REQUIREMENTS *****
HIGH SCHOOL & BEYOND PLAN                      MET
WASHINGTON STATE HISTORY                      MET
*****
GRADUATION PATHWAY                             MET
```

Complete the short survey in Naviance each year through grade 12.

What is your High School and Beyond Plan?

The **High School and Beyond Plan (HSBP)**, is a graduation requirement.

Your High School and Beyond Plan will help you explore your interests, set personal goals, and help guide you towards your post-secondary career and/or college plans.

You will be revising your High School and Beyond Plan each year as your interests and goals develop.

Lesson Tasks

Complete the Learning and Productivity inventory in Naviance *Student*

Explore the results and use the information about your learning preferences to help you engage in your high school courses

Learning Outcomes

Students will understand that people prefer to learn differently from one another based on personal preferences.

It is important to know personal learning preferences and be able to make choices and adjustments as needed to achieve success.

HOW WILL THIS HELP?

Log in to Naviance Student

Click **Students** from school website

Click **Naviance** button

Log in with district ID# and password



[Naviance Student](#)

What is a Learning Style?



Learning and Productivity Inventory

Helps you learn about your own sensory and mindset preferences.

Knowing about yourself helps you figure out how you learn best and can be the most productive.

Think about each statement and rate it based on what truly affects how you work and learn.

Be honest with yourself, there are no right or wrong answers.

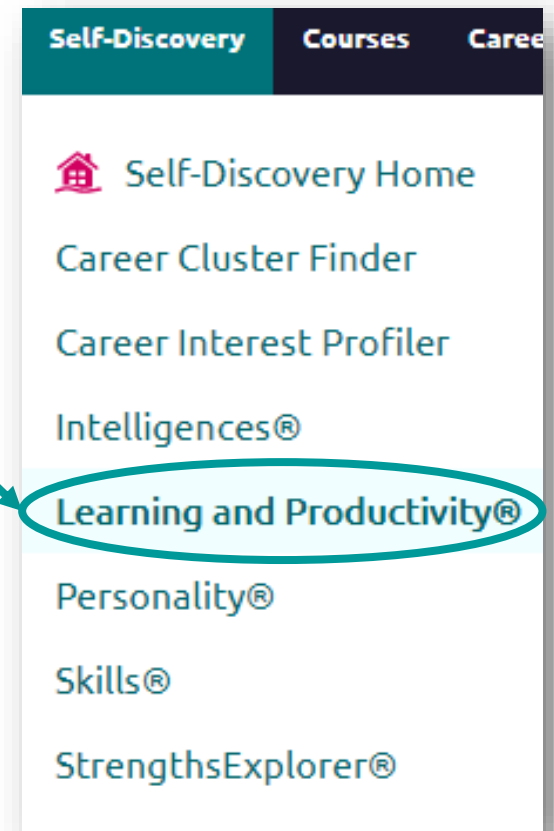
Locating the Inventory

Click on **Self-Discovery**

Click on **Learning and Productivity**

Click **Start Assessment** to begin

START ASSESSMENT

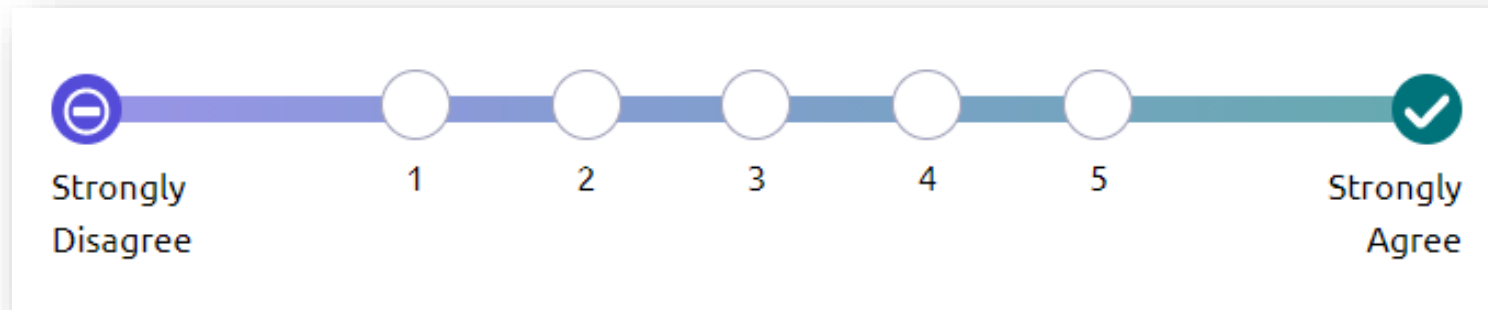


Check out each statement

For each statement, you will select a number on a scale between 1 and 5.

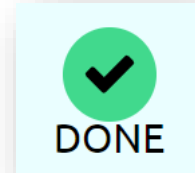
1 = Strongly Disagree

5 = Strongly Agree



Choose the answer that best fits how you prefer to learn and work.

Completing Inventory



After rating your preferences on the statements, you will get your personalized report.

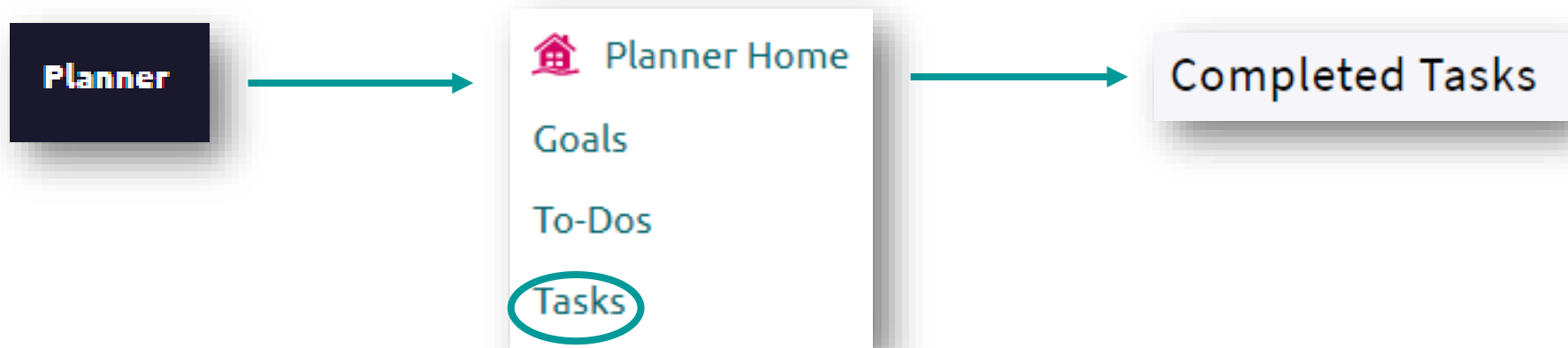
Your preferences are grouped into the categories of **sensory**, **environmental**, and **mindset**.

- Each preferences has a subsection with more information about how you work and learn
- You will also see **recommendations** (*ideas*) for what you can do
 - During instruction or activities
 - Working on assignments or independent tasks
 - Preparing for tests or presentations

TASK COMPLETION...

Complete the Lesson Task...

To complete the lesson, click **Planner** > **Tasks**. Make sure that the **Learning and Productivity** inventory is listed under **Completed Tasks**.



Naviance Questions?

If you have any questions, please contact naviance@everettsd.org.

Be sure to provide your name and school.

To check messages sent to you through Naviance *Student*, login and click the icon for your **messages** in the upper-right corner.



Messages